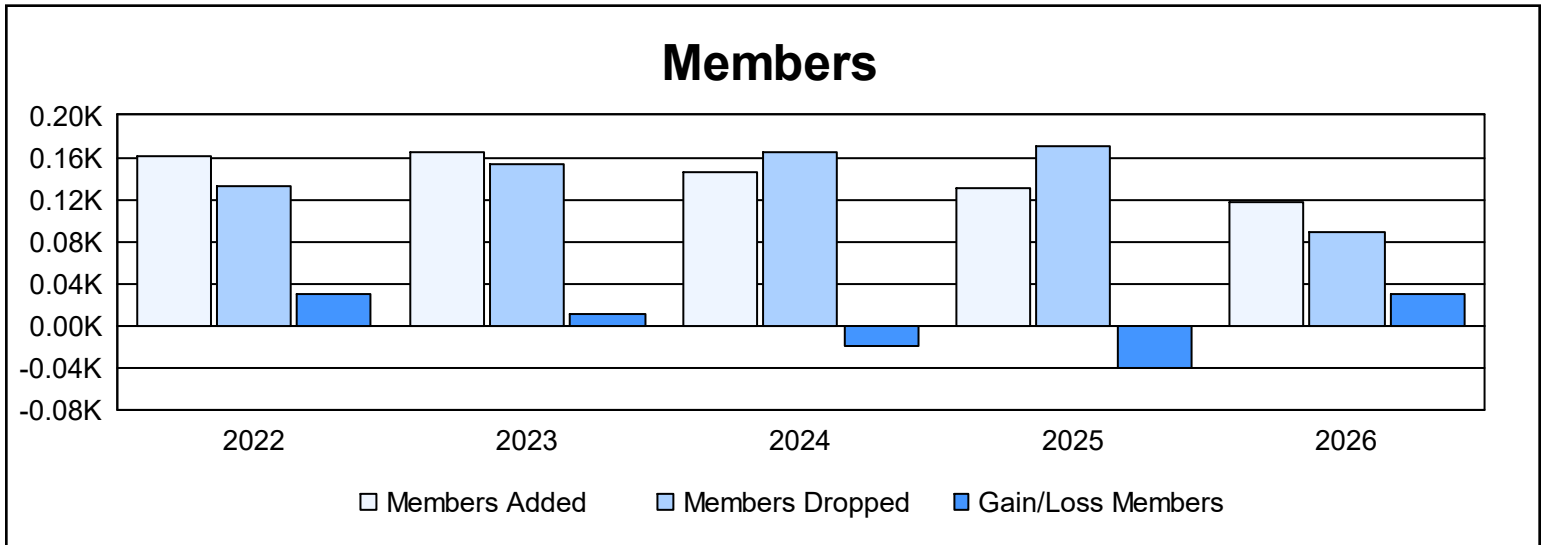
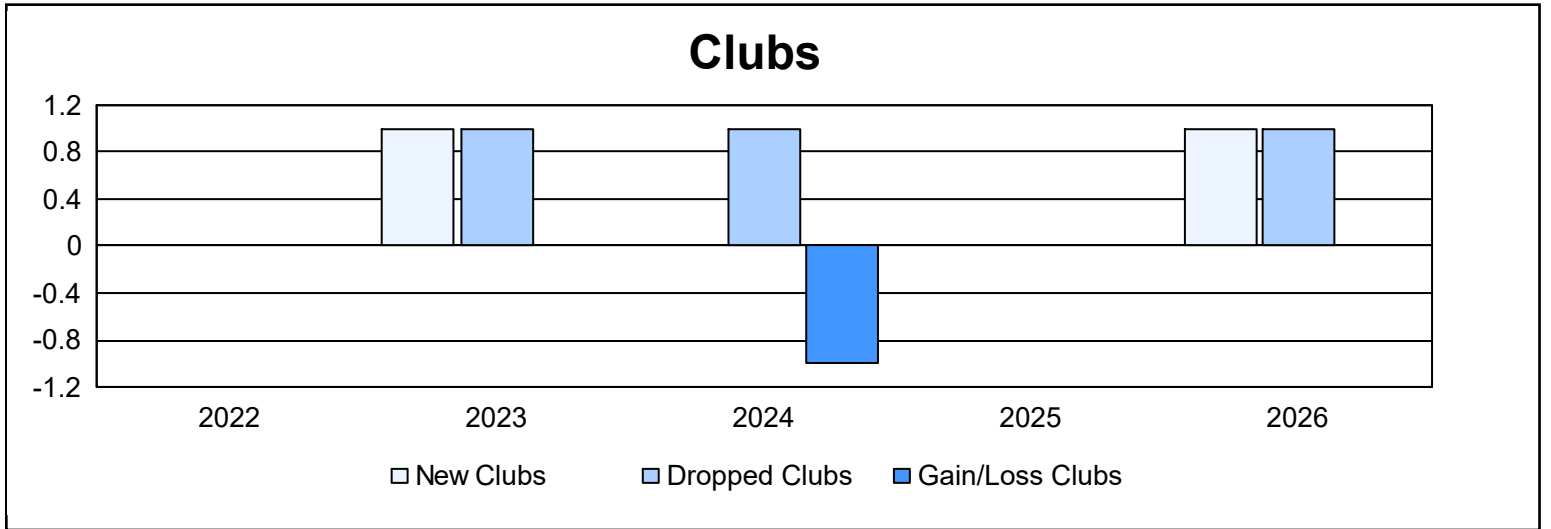
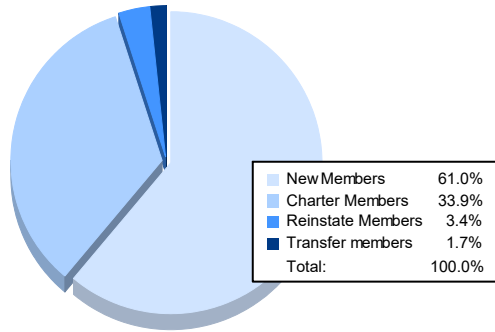


| Year | New Clubs | Dropped Clubs | Gain/ Loss Clubs | New Members | Charter Members | Reinstate Members | Transfer Members | Total Member Added | Total Members Dropped | Gain/ Loss Members |
|----------------|-----------|---------------|------------------|-------------|-----------------|-------------------|------------------|--------------------|-----------------------|--------------------|
| 2021-2022 | 0 | 0 | 0 | 152 | 0 | 3 | 6 | 161 | 132 | 29 |
| 2022-2023 | 1 | 1 | 0 | 113 | 34 | 2 | 16 | 165 | 154 | 11 |
| 2023-2024 | 0 | 1 | -1 | 129 | 3 | 3 | 10 | 145 | 164 | -19 |
| 2024-2025 | 0 | 0 | 0 | 117 | 0 | 4 | 9 | 130 | 171 | -41 |
| 2025-2026 | 1 | 1 | 0 | 72 | 40 | 4 | 2 | 118 | 88 | 30 |
| Average | 0 | 1 | 0 | 117 | 15 | 3 | 9 | 144 | 142 | 2 |



Membership Composition January 2026 Cumulative



Gender Composition January 2026 Cumulative

